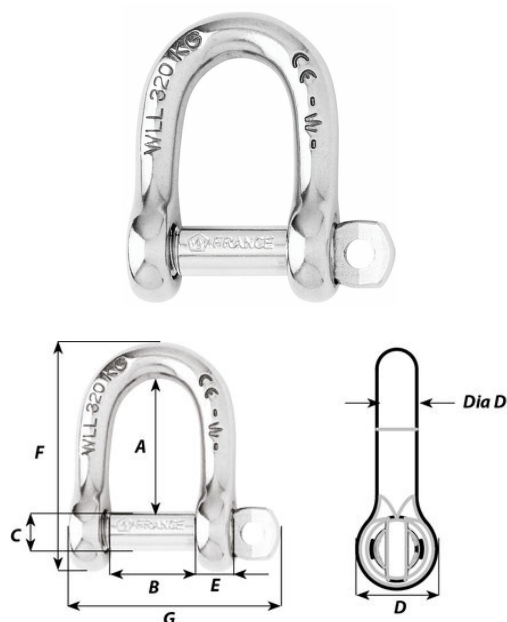


## Self-locking D shackle - Dia 8 mm

Part #1204





### Description

Self-locking D shackle forged in grade 316L stainless steel  
The pin is locked into one of the indentations  
No risks of loose due to vibrations  
Outstanding working and breaking loads  
WLL: only for industrial applications (lifting i.e...)  
CE marking

### Applications

Standard applications of shackle  
Attachment applications: blocks, head ...

## Technical information

	Materials	316 stainless steel grade
	Working load (kg)	1000
	WLL (kg)	540
	Breaking load (kg)	2700
	Weight (g)	55
	A (mm)	26
	B (mm)	16
	C (mm)	8
	D (mm)	16
	D diameter (mm)	8
	E (mm)	7
	F (mm)	45
	G (mm)	41

### Caption



Working load (WL) : for nautical applications



Working Load Limit (WLL): for industrial applications only.  
The safety factor is 5 times the breaking load.  
 $WLL = \text{Breaking load} / 5$

Wichard strives to ensure, to the best of its ability, the accuracy and the update of the information disseminated on this document, and reserves the right to correct at any time and without notice the content, as well as to evolve its products.

In the case of an industrial application, please contact our sales and technical department to validate the use of these products. The request for certificates can be made directly with the sales department when ordering the products.

Non-contractual pictures.